



THOMSON REUTERS



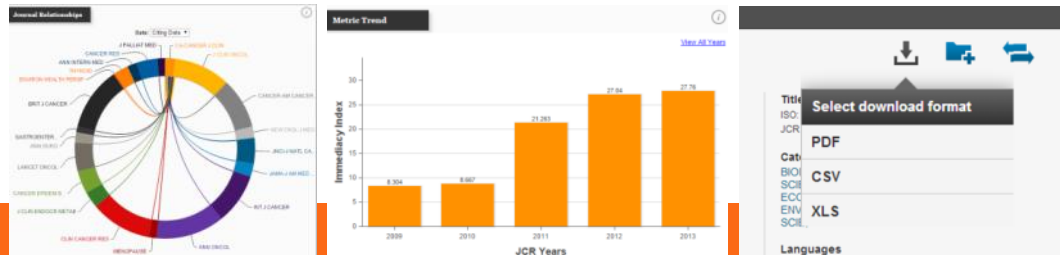
## JOURNAL CITATION REPORTS 이용안내

톰슨로이터, IP&S

A hot air balloon soars south of High River and east of the Rocky Mountains during Day 3 of the Canadian Hot Air Balloon Championships. September 27, 2013. REUTERS/Mike Sturk

# Journal Citation Reports(JCR)

- JCR이 더욱더 유익하고 편리한 새 플랫폼을 선보입니다. 기존의 JCR에서 제공했었던 정보를 그대로 제공하면서, 저널과 관련된 통합적인 정보를 추가하여 이용자들에게 더욱 더 유익한 정보를 제공합니다.
  - JCR은 전 세계 3,300여 출판사들이 200개 이상의 분야에서 발행하는 12,000여 우수저널에 대한 인용 정보를 제공하는 데이터베이스입니다.
  - Journal comparison, Journal relationship 등 관심분야의 저널환경을 파악하고 저널의 우수성을 평가할 수 있는 내용이 추가되었습니다.
  - Save, Export 기능이 편리해져 이용편의성이 높아졌습니다.
  - 모든지수에 대해 trend graph를 제공하여 저널 발전추세 파악이 용이해졌습니다.



# 용어 설명

- Journal Impact Factor
- Immediacy Index
- Cited Half Life
- 5 Year Journal Impact Factor



# Journal Impact factor

- Journal Impact Factor ?

해당 저널에서 지난 2년간 발행된 논문이 해당년도에 인용된 수의 평균값.

$$\text{Impact Factor (2014)} = \frac{\text{Cites in 2014 to 2012 and 2013 papers}}{\text{Papers published in 2012 and 2013}}$$

Ex> Cites in 2014 to items published in: 2013 =2959 Number of items published in: 2013 =25  
 2012 =2833 2012 =25  
 Sum: 5792 Sum: 50

Calculation=  $\frac{\text{Cites to recent items}}{\text{Number of recent items}} = \frac{5792}{50} = 115.84$

		Full Journal Title	Total Cites	Journal Impact Factor	5 Year Impact Factor	Immediacy Index	Cited Half-
1	CA-A CANCER JOURNAL FOR CLINICIANS	16,130	162.500	107.740	27.760		
2	NEW ENGLAND JOURNAL OF MEDICINE	257,469	54.420	52.426	14.747		
3	CHEMICAL REVIEWS	124,463	45.661	48.832	7.101		
4	REVIEWS OF MODERN PHYSICS	37,647	42.860	52.577	8.333		
5	NATURE	590,324	42.351	40.783	8.457		



# Journal Immediacy Index

- Journal Immediacy Index

해당저널에서 해당연도에 발행된 논문이 발행연도에 인용되는 수

$$\text{Immediacy Index (in current year)} = \frac{\text{no. of citations (in current year)}}{\text{no. of articles (in current year)}}$$

Ex> Cites in 2014 to items published in 2014=8262  
Number of items published in 2014 =862

$$\text{Calculation} = \frac{\text{Cites to recent items}}{\text{Number of recent items}} = \frac{8262}{862} = 9.585$$

		Full Journal Title	Total Cites	Journal Impact Factor	5 Year Impact Factor	Immediacy Index ▲
☐	10561	FUJITSU SCIENTIFIC & TECHNICAL JOURNAL	110	0.147	0.189	0.029
☐	10561	Global Policy	118	0.500	0.846	0.029
☐	10561	Gradevinar	83	0.216	0.127	0.029
☐	10561	JOURNAL OF INFRARED AND MILLIMETER WAVES	373	0.342	0.355	0.029
☐	10561	JOURNAL OF SPORT MANAGEMENT	504	0.727	1.108	0.029

# Journal Cited Half Life

- Journal Cited Half Life?

해당저널에서 발행된 모든 논문이 발생시킨 총 인용의 50%에 해당하는 인용이 발생한 구간(시간)

Year ▾	Total Cites <a href="#">Graph</a>	Journal Impact Factor <a href="#">Graph</a>	Impact Factor Without Journal Self Cites <a href="#">Graph</a>	5 Year Impact Factor <a href="#">Graph</a>	Immediacy Index <a href="#">Graph</a>	Citable Items <a href="#">Graph</a>	Cited Half-Life <a href="#">Graph</a>
2014	158	1.640	1.546	1.640	0.370	46	2.0

Cited Half-Life Data			
Cited Year	2014	2013	2012
#Cites from 2014	17	59	82
Cumulative %	10.76	48.10	100.00

	Full Journal Title	Total Cites	Journal Impact Factor ▾	5 Year Impact Factor	Cited Half-Life	Eig
1	CA-A CANCER JOURNAL FOR CLINICIANS	16,130	162.500	107.740	3.1	
2	NEW ENGLAND JOURNAL OF MEDICINE	257,469	54.420	52.426	8.2	



# 5 Year Journal Impact Factor

- 5 Year Journal Impact Factor ?

해당 저널에서 지난 5년간 발행된 논문이 해당년도에 인용된 수의 평균값.

Cites in 2014 to 2009 ~ 2013 papers

Impact Factor (2014) =

Papers published in 2009 ~ 2013

Ex>

Cites in 2014 to items published in:	2013 =59	Number of items published in:	2013 =41
	2012 =82		2012 =45
	2011 =0		2011 =0
	2010 =0		2010 =0
	2009 =0		2009 =0
	Sum: 141		Sum: 86

Calculation:	Cites to recent items	141	= 1.64
	Number of recent items	86	

1 - 25 of 111

Compare Selected Journals		Add Journals to New or Existing List			Customize Indicators	
	Full Journal Title	ISSN	Total Cites	Journal Impact Factor	5 Year Impact Factor	Immediacy Index
<input type="checkbox"/>	1 ACADEMY OF MANAGEMENT REVIEW	0363-7425	17,707	7.817	9.698	1.0
<input type="checkbox"/>	2 JOURNAL OF MANAGEMENT	0149-2063	9,110	6.862	8.027	0.1
<input type="checkbox"/>	3 ACADEMY OF MANAGEMENT JOURNAL	0001-4273	19,426	4.974	8.443	0.1



# Web of Science와 함께 JCR 이용하기

The screenshot displays the Web of Science platform interface. At the top, navigation tabs include 'Web of Science™', 'InCites®', 'Journal Citation Reports®', 'Essential Science Indicators™', and 'EndNote®'. A red box highlights the 'Journal Citation Reports®' tab with the text: 'Web of Science 플랫폼 상단 버튼을 통해 쉽게 JCR에 접속할 수 있습니다.' (Through the top button of the Web of Science platform, you can easily access JCR.)

The main article page shows the title 'Review of the Manufacturing Techniques for Porous Copper Surfaces', authors 'Patil, CM (Patil, Chinmay M.)<sup>[1]</sup>; Kandlikar, SG (Kandlikar, Satish G.)<sup>[1]</sup>', and journal information: 'HEAT TRANSFER ENGINEERING', Volume 35, Issue 10, Pages 887-902, DOI: 10.1080/01457632.2014.862141, Published: JUL 3 2014. A red box highlights the 'View Journal Information' link with the text: 'Web of Science 검색화면에서 편리하게 저널정보를 열람할 수 있습니다.' (You can conveniently view journal information from the Web of Science search screen.)

A pop-up window displays JCR data for the journal:

Impact Factor  
**.694** **1.024**  
2012 5 year

JCR® Category	Rank in Category	Quartile in Category
ENGINEERING, MECHANICAL	<b>69 of 125</b>	<b>Q3</b>
MECHANICS	<b>98 of 135</b>	<b>Q3</b>
THERMODYNAMICS	<b>36 of 55</b>	<b>Q3</b>

Data from Journal Citation Reports®

**Publisher**  
TAYLOR & FRANCIS INC, 325 CHESTNUT ST, SUITE 800, PHILADELPHIA, PA 19106 USA

**ISSN**  
0145-7632 (print)

**Research Domain**  
Thermodynamics  
Engineering  
Mechanics

Close Window





**Go to Journal Profile**

**Select Journals**

**Select Categories**

**Select JCR Year**  
2012

**Select Edition**  
 SCIE    SSCI

Journals By Rank   
 Categories By Rank

All Journal Categories ranked by Number of Journals   
 Hide Visualization —

저널 별 Ranking으로 검색

분야 별 Ranking으로 검색

⏪ ⏩ 1 - 9 of 9 [Customize Indicators](#)

	Category	Edition	#Journals	Total Cites	Median Impact Factor	Aggregate Impact Factor
1	ENVIRONMENTAL SCIENCES	SCIE	209	952,162	1.748	2.678
2	ECOLOGY	SCIE	136	756,694	1.934	3.182
3	ENERGY & FUELS	SCIE	81	402,930	1.718	3.366
4	WATER RESOURCES	SCIE	80	258,642	1.143	1.963
5	GEOCHEMISTRY & GEOPHYSICS	SCIE	76	332,947	1.413	2.363

Go to Journal Profile

*Master Search*

Select Journals

Select Categories

Select JCR Year

2012

Select Edition

SCIE  SSCI

Clear Submit

Journals By Rank **Categories By Rank**

All Journal Categories ranked by Number of Journals Hide Visualization

Select Category

- TRANSPORTATION SCIENCE & TECHNOLOGY
- TROPICAL MEDICINE
- URBAN STUDIES
- UROLOGY & NEPHROLOGY
- VETERINARY SCIENCES
- VIROLOGY
- WATER RESOURCES
- WOMEN'S STUDIES
- ZOOLOGY

각 분야(Subject area)별로 Journal summary를 보여줍니다.

이전의 JCR지수를 포함하여 과학영역(SCIE), 사회과학영역(SSCI)에 대해 검색할 수 있습니다.

<a href="#">Customize Indicators</a>						
Category	Edition	#Journals	Total Cites	Median Impact Factor	Aggregate Impact Factor	
1 ENVIRONMENTAL SCIENCES	SCIE	209	952,162	1.748	2.678	
2 ECOLOGY	SCIE	136	756,694	1.934	3.182	
3 ENERGY & FUELS	SCIE	81	402,930	1.718	3.366	
4 WATER RESOURCES	SCIE	80	258,642	1.143	1.963	
5 GEOCHEMISTRY & GEOPHYSICS	SCIE	76	332,947	1.413	2.363	

**Go to Journal Profile**

**Select Journals**

**Select Categories**

**Select JCR Year**

2012

**Select Edition**

SCIE  SSCI

**Journals By Rank** | **Categories By Rank**

All Journal Categories ranked by Number of Journals Hide Visualization —

Customize Indicators					
	Edition	#Journals ▼	Total Cites	Median Impact Factor	Aggregate Impact Factor
	SCIE	209	952,162	1.748	2.678
	SCIE	136	756,694	1.934	3.182
3	ENERGY & FUELS	81	402,930	1.718	3.366
4	WATER RESOURCES	80	258,642	1.143	1.963
5	GEOCHEMISTRY & GEOPHYSICS	76	332,947	1.413	2.363

아래 리스트에 나와있는 항목을 Node와 선으로 연결하여 연관관계를 시각적으로 보여줍니다.

※ Node size:

- Categories by rank의 경우: number of journals in category
- Journals by rank의 경우 : Impact Factor of journal

※ 연결 선:

각 category(혹은 저널)들 간의 Citation 빈도

**Go to Journal Profile**

**Select Journals**

**Select Categories**

**Select JCR Year**

2012

**Select Edition**

SCIE  SSCI

**Journals By Rank** | **Categories By Rank**

All Journal Categories ranked by Number of Journals Hide Visualization —

리스트에 표시되는 indicator를 사용자가 원하는대로 선택할 수 있습니다.

**Customize Indicators**

#Journals  Aggregate Impact Factor

Articles  Aggregate Immediacy Index

Total Cites  Aggregate Cited Half-Life

Median Impact Factor  Aggregate Citing Half-Life

**Customize Indicators**

각 카테고리명을 클릭하면 각 카테고리 별 상세내용을 볼 수 있습니다.

Category	Edition	#Journals	Total Cites	Median Impact Factor	Aggregate Impact Factor
1 ENVIRONMENTAL SCIENCES	SCIE	209	952,162	1.748	2.678
2 ECOLOGY	SCIE	136	756,804	1.824	2.189
3 ENERGY & FUELS	SCIE	81	352,947	1.415	2.305
4 WATER RESOURCES	SCIE	80			
5 GEOCHEMISTRY & GEOPHYSICS	SCIE	76			

각 카테고리 별 세부 indicator를 확인 가능합니다.

# ENVIRONMENTAL SCIENCES

*Environmental Sciences covers resources concerning many aspects of the study of the environment, among them environmental contamination and toxicology, environmental health, environmental monitoring, environmental geology, and environmental management. This category also includes soil science and conservation, water resources research and engineering and climate change.*

Year ▼	Edition	# Journals <a href="#">Graph</a>	Articles <a href="#">Graph</a>	Total Cites <a href="#">Graph</a>	Median Impact Factor <a href="#">Graph</a>	Aggregate Impact Factor <a href="#">Graph</a>	Aggregate Immediacy Index <a href="#">Graph</a>	Aggregate Cited Half-Life <a href="#">Graph</a>	Aggregate Citing Half-Life <a href="#">Graph</a>
2012	SCIE	209	32,966	952,162	1.748	<b>2.678</b>	0.507	6.6	7.8
2011	SCIE	205	30,927	842,617	1.562	2.444	0.451	6.5	7.8
2010	SCIE	193	27,349	734,957	1.560	2.496	0.437	6.5	7.7
2009	SCIE	181	28,248	681,743	1.476	2.481	0.463	6.4	7.7
2008	SCIE	163	24,844	581,126	1.441	2.228	0.389	6.5	7.8
2007	SCIE	160	23,123	494,058	1.388	2.000	0.358	6.5	7.7
2006	SCIE	144	19,843	401,058	1.333	1.833	0.333	6.5	8.0
2005	SCIE	140	18,476	357,058	1.265	1.765	0.315	6.5	7.8
2004	SCIE	134	16,946	314,058	1.223	1.723	0.305	6.5	7.9
2003	SCIE	131	15,788	283,058	1.168	1.668	0.295	6.5	8.1
2002	SCIE	132	Not Available	Not Available	Not Available	Not Available	Not Available	6.5	able
2001	SCIE	129	Not Available	Not Available	Not Available	Not Available	Not Available	6.5	able
2000	SCIE	127	Not Available	Not Available	Not Available	Not Available	Not Available	6.5	able
1999	SCIE	126	Not Available	Not Available	Not Available	Not Available	Not Available	6.5	able
1998	SCIE	126	Not Available	Not Available	Not Available	Not Available	Not Available	6.5	able
1997	SCIE	117	Not Available	Not Available	Not Available	Not Available	Not Available	6.5	able

**Aggregate Impact Factor**

Cites in 2012 to items published in: 2011 =72904    Number of items published in: 2011 =31827  
 2010 =88592    2010 =28467  
 Sum= 161496    Sum: 60294

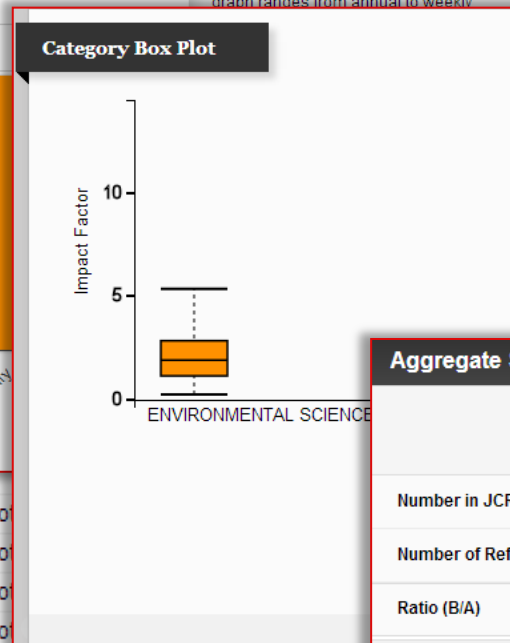
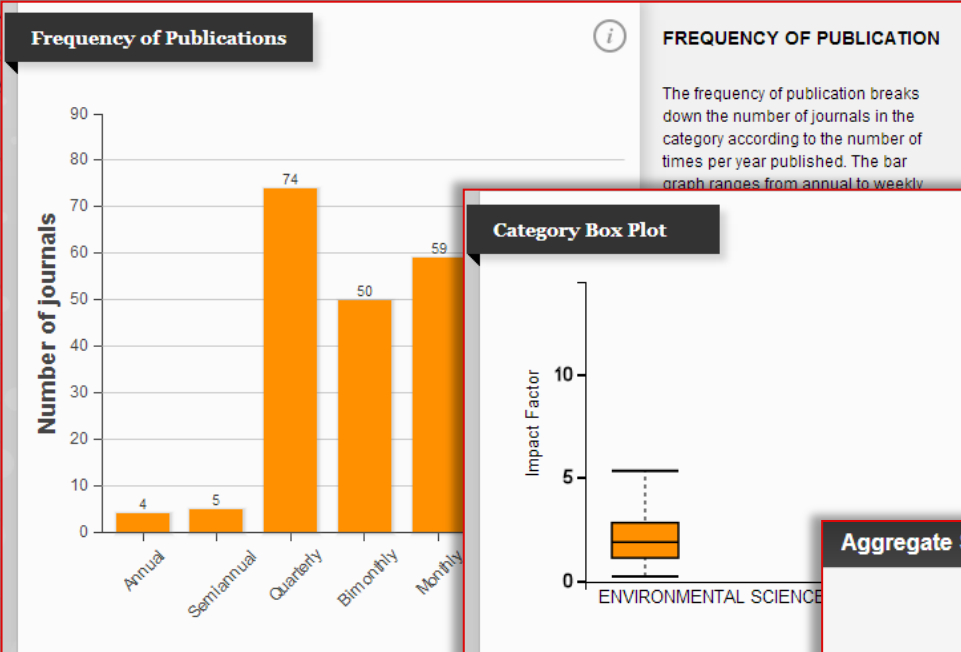
Calculation=  $\frac{\text{Cites to recent items}}{\text{Number of recent items}} = \frac{161496}{60294} = 2.678$

각 지수(숫자)를 클릭하면 지수가 어떻게 계산되었는지 볼 수 있습니다.

Category명을 클릭하시면 위와같은 상세 Category profile을 볼 수 있습니다. Category내의 모든 저널에 대한 통합지수를 확인할 수 있습니다.

# ENVIRONMENTAL SCIENCES

En  
to  
SC



...e environment, among them environmental contamination and ...y, and environmental management. This category also includes soil ...nge.

Year	SCIE	ISI	No	No
2003	SCIE	131	No	No
2002	SCIE	132	No	No
2001	SCIE	129	No	No
2000	SCIE	127	No	No
1999	SCIE	126	No	No
1998	SCIE	126	Not Available	Not Available
1997	SCIE	117	Not Available	Not Available

### Aggregate

Aggregate Cited Half-Life Graph	Aggregate Citing Half-Life Graph
6.6	7.8
6.5	7.8
6.5	7.7
6.4	7.7
6.5	7.8
6.5	7.7

### Aggregate Source Data

	Citable Items			Other
	Articles	Review	Combined	
Number in JCR Year 2012 (A)	31,883	1,083	32,966	2,395
Number of References (B)	1,313,873	114,878	1,428,751	13,654
Ratio (B/A)	41.2	106.1	43.3	5.7

**AGGREGATE SOURCE DATA**  
Aggregate Source Data is included as a table, counting the number of citable items, and yielding a ratio to the number of references to each type of citable item included in that JCR Year.

해당 category에 대한 세부지수정보 이외에 화면 아래쪽에서 논문발표수분포, IF관련 Box plot 등의 그래프와 추가정보를 확인할 수 있습니다. 관심분야에 해당하는 Category의 저널들의 동향을 파악하는데 도움을 받을 수 있습니다.

Journals By Rank **Categories By Rank**

리스트를 저널별, 주제분야별로 볼 수 있도록 선택할 수 있습니다.

Go to Journal Profile

Master Search



All Journal Categories ranked by Number of Journals

Hide Visualization —

Select Journals

Select Categories

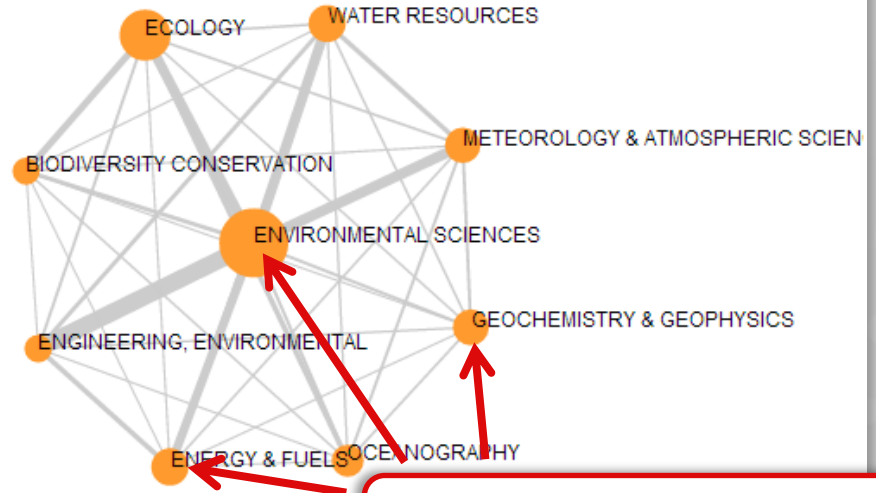
Select JCR Year

2012

Select Edition

SCIE  SSCI

Clear Submit



관계도에 나와있는 주제분야명을 클릭하거나 리스트에 나와있는 숫자를 클릭하면, 세부 주제분야에 속한 저널 리스트를 볼 수 있습니다.

1 - 9 of 9

	Category	Edition	#Journals	Total Cites	Median Impact Factor	Aggregate Impact Factor
1	ENVIRONMENTAL SCIENCES	SCIE	209	952,162	1.748	2.678
2	ECOLOGY	SCIE	136	756,694	1.934	3.182
3	ENERGY & FUELS	SCIE	81	402,930	1.718	3.366
4	WATER RESOURCES	SCIE	80	258,642	1.143	1.963
5	GEOCHEMISTRY & GEOPHYSICS	SCIE	76	332,947	1.413	2.363



Go to Journal Profile

Master Search

Compare Journals

View Title Changes

Select Journals

Select Categories

Select JCR Year

2012

Select Edition

SCIE  SSCI

Category Schema

Web of Science

JIF Quartile

Select Publisher

Select Country/Territory


Impact Factor Range

to

Clear Submit

Journals By Rank Categories By Rank

Journal Titles Ranked by Impact Factor



1 - 25 of 40

Compare Selected Journals Add Journals to Marked List Customize Indicators

	Full Journal Title	Total Cites	Journal Impact Factor	5 Year Impact Factor
<input type="checkbox"/>	1 GLOBAL CHANGE BIOLOGY	18,398	6.910	7.819
<input type="checkbox"/>	2 DIVERSITY AND DISTRIBUTIONS	4,336	6.122	5.743
<input type="checkbox"/>	3 ECOGRAPHY	6,416	5.124	5.791
<input type="checkbox"/>	4 Conservation Letters	833	4.356	4.717
<input type="checkbox"/>	5 CONSERVATION BIOLOGY	15,836	4.355	5.462
<input type="checkbox"/>	6 BIOLOGICAL CONSERVATION	17,725	3.794	4.241

앞선 주제분야 별 리스트에서 "Biodiversity Conservation" 주제분야를 선택하여 해당 주제분야 내 속한 저널 리스트를 펼쳐 본 결과입니다.



Go to Journal Profile

Master Search

Journals By Rank

Categories By Rank

Journal Titles Rank

빠른 검색: 저널명을 입력하여 개별저널을 빠르게 검색할 수 있습니다.

Compare Journals

View Title Changes



Title Changes

AAOHN J	changed to	WORKPLACE HEALTH SAF	2012
AAOHN J	changed to	WORKPLACE HEALTH SAF	2012
ACS COMB SCI	changed from	J COMB CHEM	2011
AGR SCI CHINA	changed to	J INTEGR AGR	2012
ALPINE BOT	changed from	BOT HELV	2011
ANN LAB MED	changed from	KOREAN J LAB MED	2012
ANN TROP MED PARASIT	changed to	PATHOG GLOB HEALTH	2012
ANN TROP PAEDIATR	changed to	PAEDIATR INT CHILD H	2012
ANTIBIOTIQUES	changed to	J ANTI-INFECT	2011
APPL NEUROPSYCH-ADUL	changed from	APPL NEUROPSYCHOL	2012
APPL NEUROPSYCHOL	changed to	APPL NEUROPSYCH-ADUL	2012
ATHLET THER TODAY	changed to	INT J ATHL THER TRAI	2011
AUST J SOIL RES	cha		

저널명이 변경된 내역을 확인할 수 있습니다.

Select Journals

Select Categories

Select JCR Year

2012

Select Edition

SCIE  SSCI

Category Schema

Web of Science

JIF Quartile

Select Publisher

Select Country/Territory

Impact Factor Range

to

Clear

Submit

Compare Selected Journals

Add Journals to Marked List

Customize Indicators

	Full Journal Title	Total Cites	Journal Impact Factor	5 Year Impact Factor
<input type="checkbox"/>	1 GLOBAL CHANGE BIOLOGY	18,398	6.910	7.819
<input type="checkbox"/>	2 DIVERSITY AND DISTRIBUTIONS	4,336	6.122	5.743
<input type="checkbox"/>	3 ECOGRAPHY	6,416	5.124	5.791
<input type="checkbox"/>	4 Conservation Letters	833	4.356	4.717
<input type="checkbox"/>	5 CONSERVATION BIOLOGY	15,836	4.355	5.462
<input type="checkbox"/>	6 BIOLOGICAL CONSERVATION	17,725	3.794	4.241

BULLETIN OF THE AMERICAN

Go to Journal Profile **Journals By Rank** Categories By Rank

Master Search

Journal Titles Ranked by Impact Factor Hide Visualization

Compare Journals

View Title Changes

Select Journals

Select Categories

Select JCR Year  
2012

Select Edition  
 SCIE  SSCI

Category Schema  
Web of Science

JIF Quartile

Select Publisher

Select Country/Territory

Impact Factor Range  
to

Clear Submit

### Search Journals

nature

- NATURE
- NATURE & RESOURCES
- NATURE BIOTECHNOLOGY
- NATURE CELL BIOLOGY
- NATURE GENETICS
- NATURE IMMUNOLOGY
- NATURE MATERIALS
- NATURE MEDICINE
- NATURE METHODS
- NATURE NEUROSCIENCE
- NATURE REVIEWS CANCER
- NATURE

검색저널을 입력합니다. 저널명을 입력하면 추천저널명이 자동으로 화면에 표시되어 편리하게 저널을 선택할 수 있습니다.

<input type="checkbox"/>	1	GLOBAL CHANGE BIOLOGY	18,398	6.910	7.819
<input type="checkbox"/>	2	DIVERSITY AND DISTRIBUTIONS	4,336	6.122	5.743
<input type="checkbox"/>	3	ECOGRAPHY	6,416	5.124	5.791
<input type="checkbox"/>	4	Conservation Letters	833	4.356	4.717
<input type="checkbox"/>	5	CONSERVATION BIOLOGY	15,836	4.355	5.462
<input type="checkbox"/>	6	BIOLOGICAL CONSERVATION	17,725	3.794	4.241

Go to Journal Profile **Journals By Rank** Categories By Rank

Master Search



Journal Titles Ranked by Impact Factor

Hide Visualization

Compare Journals

View Title Changes

Select Journals

Select Categories

Select JCR Year  
2012

Select Edition  
 SCIE  SSCI

Category Schema  
Web of Science

JIF Quartile

Select Publisher

Select Country/Territory

Impact Factor Range  
to

Clear Submit

### Select Category

- ACOUSTICS
- AGRICULTURAL ECONOMICS & POLICY
- AGRICULTURAL ENGINEERING
- AGRICULTURE, DAIRY & ANIMAL SCIENCE
- AGRICULTURE, MULTIDISCIPLINARY
- AGRONOMY
- ALLERGY
- ANATOMY & MORPHOLOGY
- A...

주제분야를 선택하여 저널검색을 할 수도 있습니다.  
한개 또는 복수의 주제분야를 선택할 수 있습니다.

	Factor	Factor
<input type="checkbox"/> 1 GLOBAL CHANGE BIOLOGY	18,398	6.910 7.819
<input type="checkbox"/> 2 DIVERSITY AND DISTRIBUTIONS	4,336	6.122 5.743
<input type="checkbox"/> 3 ECOGRAPHY	6,416	5.124 5.791
<input type="checkbox"/> 4 Conservation Letters	833	4.356 4.717
<input type="checkbox"/> 5 CONSERVATION BIOLOGY	15,836	4.355 5.462
<input type="checkbox"/> 6 BIOLOGICAL CONSERVATION	17,725	3.794 4.241

Go to Journal Profile



Journals By Rank

Categories By Rank

Journal Titles Ranked by Impact Factor

Hide Visualization —

Compare Journals

View Title Changes

Select Journals


Select Categories

Select JCR Year

- 2012
- 2012
- 2011
- 2010
- 2009
- 2008
- 2007
- 2006
- 2005
- 2004
- 2003
- 2002
- 2001
- 2000
- 1999
- 1998

Clear

Submit



이전 저널의 트렌드를 확인하기 위해 현재 JCR year 이외에 이전 연도도 모두 검색 가능합니다. 1997년부터 현재 JCR year까지 검색가능합니다.

	Full Journal Title	Total Cites	Journal Impact Factor	5 Year Impact Factor
<input type="checkbox"/>	1 GLOBAL CHANGE BIOLOGY	18,398	6.910	7.819
<input type="checkbox"/>	2 DIVERSITY AND DISTRIBUTIONS	4,336	6.122	5.743
<input type="checkbox"/>	3 ECOGRAPHY	6,416	5.124	5.791
<input type="checkbox"/>	4 Conservation Letters	833	4.356	4.717
<input type="checkbox"/>	5 CONSERVATION BIOLOGY	15,836	4.355	5.462
<input type="checkbox"/>	6 BIOLOGICAL CONSERVATION	17,725	3.794	4.241

BULLETIN OF THE AMERICAN

Go to Journal Profile **Journals By Rank** Categories By Rank

Master Search

Journal Titles Ranked by Impact Factor

Hide Visualization —

Compare Journals

View Title Changes !

Select Journals

Select Categories

Select JCR Year  
2012


Select Edition  
 SCIE  SSCI

Category Schema  
 Web of Science  
 Web of Science  
 Essential Science Indicators

Select Publisher

Select Country/Territory

Impact Factor Range  
 to   
 Clear Submit



과학분야(SCIE)와 사회과학분야(SSCI)를 선택하여 검색할 수 있습니다.

주제분야의 카테고리를 선택할 수 있습니다. Web of Science category는 전 학문분야를 아우르는 250여개의 분류로 나누어진 세분화된 분류이며, Essential Science Indicators(ESI) category는 전 학문분야를 22개의 분류로 나눈 넓은 범위의 분류입니다.

<input type="checkbox"/>	1	GLOBAL CHANGE BIOLOGY	18,398	6.910	7.819
<input type="checkbox"/>	2	DIVERSITY AND DISTRIBUTIONS	4,336	6.122	5.743
<input type="checkbox"/>	3	ECOGRAPHY	6,416	5.124	5.791
<input type="checkbox"/>	4	Conservation Letters	833	4.356	4.717
<input type="checkbox"/>	5	CONSERVATION BIOLOGY	15,836	4.355	5.462
<input type="checkbox"/>	6	BIOLOGICAL CONSERVATION	17,725	3.794	4.241

BULLETIN OF THE AMERICAN

Go to Journal Profile

Master Search

Compare Journals

View Title Changes !

Select Journals

Select Categories

Select JCR Year

2012

Select Edition

SCIE  SSCI

Category Schema

Web of Science

JIF Quartile ◀

Select Publisher

Select Country/Territory

Impact Factor Range

to

Clear Submit

**Journals By Rank** | Categories By Rank

Journal Titles Ranked by Impact Factor Hide Visualization —

**JIF Quartile** ▼

Q1  Q3

Q2  Q4

1 - 25 of 40

Compare Selected Journals | Add Journals to Marked List | Customize Indicators

	Full Journal Title	Total Cites	Journal Impact Factor	5 Year Impact Factor
<input type="checkbox"/>	1 GLOBAL CHANGE BIOLOGICAL SCIENCES			
<input type="checkbox"/>	2 DIVERSITY AND DISTRIBUTION OF PLANTS AND ANIMALS			
<input type="checkbox"/>	3 ECOGRAPHY	6,416	5.124	5.791
<input type="checkbox"/>	4 Conservation Letters	833	4.356	4.717
<input type="checkbox"/>	5 CONSERVATION BIOLOGY	15,836	4.355	5.462
<input type="checkbox"/>	6 BIOLOGICAL CONSERVATION	17,725	3.794	4.241

해당 주제안에서 일정수준의 우수성을 가지는 저널들만 검색할 때 Quartile ranking을 지정할 수 있습니다.

혹은, Impact Factor의 범위를 지정하여, 원하는 수준의 저널만 검색할 수도 있습니다.

Go to Journal Profile **Journals By Rank** Categories By Rank

Master Search



Journal Titles Ranked by Impact Factor

Hide Visualization —

Compare Journals

View Title Changes !

Select Journals

Select Categories

Select JCR Year

2012

Select Edition

SCIE  SSCI

Category Schema

Web of Science

JIF Quartile

Select Publisher


Select Country/Territory

Impact Factor Range

to

Clear

Submit



1 - 25 of 40

Compare Selected Journals

Add Journals to New or Existing List

Customize Indicators

- 
- 
- 
- 
- 
- 

	Full Journal Title	Total Cites	Journal	5 Year
1	GLOBAL CHANGE BIOLOGY	18,398		
2	DIVERSITY AND DISTRIBUTIONS	4,336		
3	ECOGRAPHY	6,416	5.124	5.791
4	Conservation Letters	833	4.356	4.717
5	CONSERVATION BIOLOGY	15,836	4.355	5.462
6	BIOLOGICAL CONSERVATION	17,725	3.794	4.241

관심저널은 내 계정에 저장해두고 나만의 리스트를 관리할 수 있습니다.



Go to Journal Profile **Journals By Rank** Categories By Rank

Master Search

Journal Titles Ranked by Impact Factor

Hide Visualization —

Compare Journals

View Title Changes !

Select Journals

Select Categories

Select JCR Year  
2012

Select Edition  
 SCIE  SSCI


Category Schema  
Web of Science

JIF Quartile

Select Publisher

Select Country/Territory

Impact Factor Range  
 to   
Clear Submit



**Customize Indicators**

<input type="checkbox"/> JCR Abbreviated Title	<input type="checkbox"/> Citable Items
<input checked="" type="checkbox"/> Total Cites	<input type="checkbox"/> Cited Half-Life
<input checked="" type="checkbox"/> Journal Impact Factor	<input type="checkbox"/> Citing Half-Life
<input type="checkbox"/> Impact Factor without Journal Self Cites	<input type="checkbox"/> Eigenfactor Score
<input checked="" type="checkbox"/> 5 Year Impact Factor	<input type="checkbox"/> Article Influence Score
<input type="checkbox"/> Immediacy Index	

**Save**

화면에 표시되는 Indicator를 지정하여 원하는 지수만 제공하는 테이블을 완성할 수 있습니다.

**Customize Indicators**

Journal Title	Total Cites	Journal Impact Factor	5 Year Impact Factor	Eigenfactor Score	Article Infl Score
CONSERVATION LETTERS	2,279	3.485	4.106	0.06099	0.00546
BIOLOGICAL CONSERVATION	3,352	2.757	4.241	0.01676	0.04108
CONSERVATION LETTERS	2,279	3.485	4.106	0.06099	0.00546
BIOLOGICAL CONSERVATION	3,352	2.757	4.241	0.01676	0.04108



Go to Journal Profile
**Journals By Rank** Categories By Rank

Journal Titles Ranked by Impact Factor Hide Visualization —

Compare Journals

View Title Changes !

Select Journals

Select Categories

Select JCR Year: 2013

Select Edition:  SCIE  SSCI

Category Schema: Web of Science

JIF Quartile

Select Publisher

Select Country/Territory

Impact Factor Range:  to

1 - 25 of 11619

Compare Selected Journals
Add Journals to New or Existing List
Customize Indicators

	Full Journal Title	Total Cites	Journal Impact Factor	Eigenfactor Score
<input type="checkbox"/>	1 CA-A CANCER JOURNAL FOR CLINICIANS	257,402	52.950	0.05197
<input type="checkbox"/>	2 NEW ENGLAND JOURNAL OF MEDICINE	247,463	52.825	0.05197
<input type="checkbox"/>	3 CHEMICAL REVIEWS	124,463	45.661	0.21741
<input type="checkbox"/>	4 REVIEWS OF MODERN PHYSICS	37,647	42.860	0.12864
<input type="checkbox"/>	5 NATURE	590,324	42.351	1.60305
<input type="checkbox"/>	6 Annual Review of Immunology	16,653	41.392	0.04785

저널명 클릭 시 해당 저널 관련 세부정보 확인 가능

# CA-A CANCER JOURNAL FOR CLINICIANS

ISSN: 0007-9235

WILEY-BLACKWELL  
111 RIVER ST, HOBOKEN 07030-5774, NJ,  
USA

[Go to Journal Table of Contents](#)   [Go to Ulrich's](#)

### Titles

ISO: CA-Cancer J. Clin.  
JCR Abbrev: CA-CANCER J CLIN

### Categories

ONCOLOGY - SCIE

### Languages

ENGLISH

6 Issues/Year;

**Journal status 확인 가능**

## Key Indicators

Year ▼	Total Cites <a href="#">Graph</a>	Journal Impact Factor <a href="#">Graph</a>	Impact Factor Without Journal Self Cites <a href="#">Graph</a>	5 Year Impact Factor <a href="#">Graph</a>	Immediacy Index <a href="#">Graph</a>	Citable Items <a href="#">Graph</a>	Cited Half-Life <a href="#">Graph</a>	Citing Half-Life <a href="#">Graph</a>	Eigenfactor Score <a href="#">Graph</a>	Article Influence Score <a href="#">Graph</a>
2013	16,130	162.500	162.181	107.740	27.760	25	3.1	5.4	0.06030	34.798
2012	13,722	153.459	153.081	88.550	27.040	25	3.3	5.8	0.05136	29.408
2011	10,976	101.780	101.487	67.410	21.263	19	3.8	5.6	0.04500	24.536
2010	9,804	94.333	93.833	70.245	8.667	18	3.8	5.6	0.04893	24.729
2009	8,528	87.925	87.550	60.000	8.304	23	3.7	4.9	0.04224	20.925
2008	7,522	74.575	74.125	50.766	24.684	19	3.3	5.1	0.03650	17.518
2007	6,021	69.026	68.743	45.611	26.238					
2006	5,266	63.342	63.105	Not Avail...	16.526					
2005	4,218	49.794	48.617	Not Avail...	21.300					
2004	3,725	44.515	44.333	Not Avail...	Not Avail...	Not A				
2003	3,342	33.056	32.666	Not Avail...	21.615					
2002	3,096	32.886	32.800	Not Avail...	15.647	17	3.3	5.8	Not Avail...	Not Avail...
2001	2,750	35.933	31.588	Not Avail...	10.105	19	3.3	5.9	Not Avail...	Not Avail...
2000	2,736	24.674	24.604	Not Avail...	19.000	12	3.2	5.4	Not Avail...	Not Avail...
1999	2,564	22.327	22.244	Not Avail...	11.167	18	3.0	5.7	Not Avail...	Not Avail...
1998	2,332	21.432	21.204	Not Avail...	7.280	25	3.1	6.0	Not Avail...	Not Avail...
1997	1,234	9.098	9.073	Not Avail...	0.292	24	4.2	4.7	Not Avail...	Not Avail...

**과거 데이터를 포함한 해당 저널 관련 상세 설명 및 소스 데이터 확인 가능**

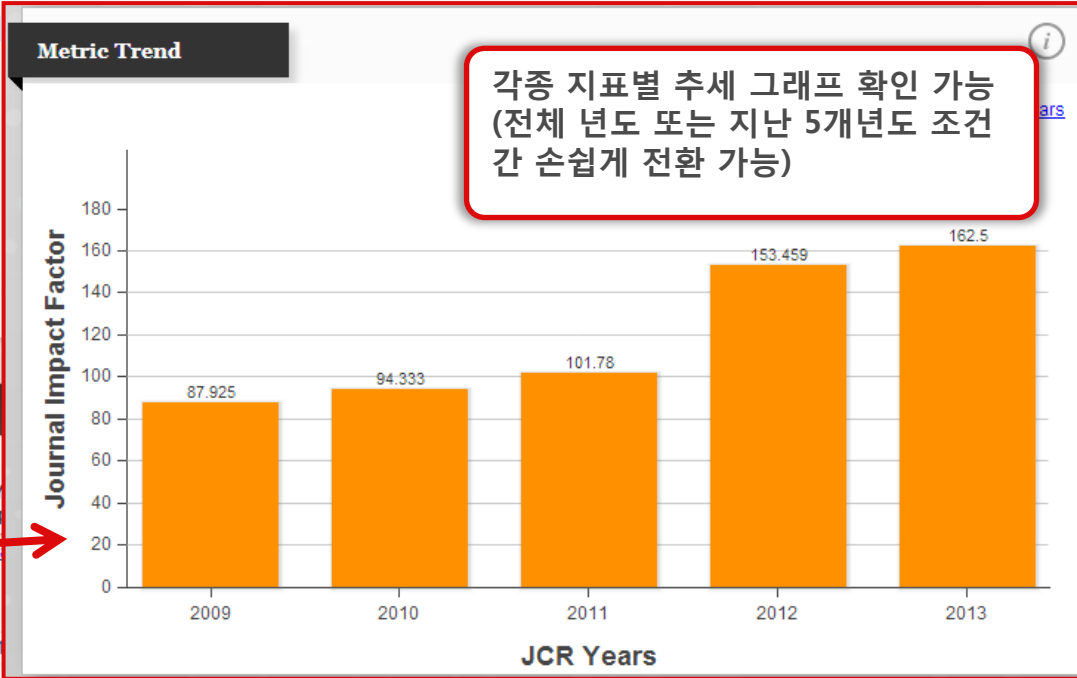
# CA-A CANCER JOURNAL FOR CLINICAL ONCOLOGY

ISSN: 0007-9235

WILEY-BLACKWELL  
111 RIVER ST, HOBOKEN 07030-5774, NJ,  
USA

[Go to Journal Table of Contents](#)   [Go to Ulrich's](#)

Key Indicators				
Year	Total Cites <a href="#">Graph</a>	Journal Impact Factor <a href="#">Graph</a>	Impact Factor Without Journal Self Cites <a href="#">Graph</a>	5 Yr Imp Fac <a href="#">Graph</a>
2013	16,130	162.500	162.181	
2012	13,722	153.459	153.381	
2011	10,976	101.780	101.487	
2010	9,804	94.333	93.833	
2009	8,528	87.925	87.550	
2008	7,522	74.575	74.125	
2007	6,021	69.026	68.743	
2006	5,266	63.342	63.105	Not Avail...
2005	4,218	49.794	48.617	Not Avail...
2004	3,725	44.515	44.333	Not Avail...
2003	3,342	33.056	32.666	Not Avail...
2002	3,096	32.886	32.800	Not Avail...
2001	2,750	35.933	31.588	Not Avail...
2000	2,736	24.674	24.604	Not Avail...
1999	2,564	22.327	22.244	Not Avail...
1998	2,332	21.432	21.204	Not Avail...
1997	1,234	9.098	9.073	Not Avail...



각종 지표별 추세 그래프 확인 가능  
(전체 년도 또는 지난 5개년도 조건 간 손쉽게 전환 가능)

**Journal Impact Factor**

Cites in 2013 to items published in: 2012 =2922    Number of items published in: 2012 =25  
 2011 =4228    2011 =19  
 Sum: 7150    Sum: 44

Calculation=  $\frac{\text{Cites to recent items}}{\text{Number of recent items}} = \frac{7150}{44} = 162.5$

각 지표값에 대한 산출식 확인 가능

# CA-A CANCER JOURNAL FOR CLINICIANS

ISSN: 0007-9235

WILEY-BLACKWELL  
111 RIVER ST, HOBOKEN 07030-5774, NJ,  
USA

[Go to Journal Table of Contents](#)   [Go to Ulrich's](#)



**Select download format**

- PDF
- CSV
- XLS

## Key Indicators

Year ▼	Total Cites <a href="#">Graph</a>	Journal Impact Factor <a href="#">Graph</a>	Impact Factor Without Journal Self Cites <a href="#">Graph</a>	5 Year Impact Factor <a href="#">Graph</a>	Immediacy Index <a href="#">Graph</a>	Citable Items <a href="#">Graph</a>				
2013	16,130	162.500	162.181	107.740	27.760	25	3.1	5.4	0.06030	34.798
2012	13,722	153.459	153.081	88.550	27.040	25	3.3	5.8	0.05136	29.408
2011	10,976	101.780	101.487	67.410	21.263	19	3.8	5.6	0.04500	24.536
2010	9,804	94.333	93.833	70.245	8.667	18	3.8	5.6	0.04893	24.729
2009	8,528	87.925	87.550	60.000	8.304	23	3.7	4.9	0.04224	20.925
2008	7,522	74.575	74.125	50.766	24.684	19	3.3	5.1	0.03650	17.518
2007	6,021	69.026	68.743	45.611	26.238	21	2.8	5.0	0.03412	16.308
2006	5,266	63.342	63.105	Not Avail...	16.526	19	2.9	5.0	Not Avail...	Not Avail...
2005	4,218	49.794	48.617	Not Avail...	21.300	20	3.0	6.0	Not Avail...	Not Avail...
2004	3,725	44.515	44.333	Not Avail...	Not Avail...	Not Avail...	3.3	4.5	Not Avail...	Not Avail...
2003	3,342	33.056	32.666	Not Avail...	21.615	13	3.5	4.8	Not Avail...	Not Avail...
2002	3,096	32.886	32.800	Not Avail...	15.647	17	3.3	5.8	Not Avail...	Not Avail...
2001	2,750	35.933	31.588	Not Avail...	10.105	19	3.3	5.9	Not Avail...	Not Avail...
2000	2,736	24.674	24.604	Not Avail...	19.000	12	3.2	5.4	Not Avail...	Not Avail...
1999	2,564	22.327	22.244	Not Avail...	11.167	18	3.0	5.7	Not Avail...	Not Avail...
1998	2,332	21.432	21.204	Not Avail...	7.280	25	3.1	6.0	Not Avail...	Not Avail...
1997	1,234	9.098	9.073	Not Avail...	0.292	24	4.2	4.7	Not Avail...	Not Avail...

어떤 페이지에서든 다양한 포맷으로 데이터 다운로드 가능

JCR로부터 전체 테이블을 엑셀 포맷으로 다운로드 가능(경우에 따라 일부 제약조건 존재 가능)

Source Data

Journal Source Data



Rank

Cited Journal Data

Citing Journal Data

Box Plot

Journal Relationships

소스 아이템에 대한 상세 정보 확인 가능

	Citable Items			Other
	Articles	Reviews	Combined	
Number in JCR Year 2013 (A)	13	12	25	13
Number of References (B)	949	2,050	2,999	33
Ratio (B/A)	73.0	170.8	120.0	2.5

Citable Documents for CA-A CANCER JOURNAL FOR CLINICIANS

1 Advancing survivorship care through the National Cancer Survivorship Resource Center Developing American Cancer Society Guidelines for Primary Care Providers

By: Cowens-Alvarado, Rebecca; Pratt-Chapman, Mandi; Gansler, Ted; Willis, Anne; McCabe, Mary S.; Stein, K (Stein, Kevin) #1  
 Source: CA-A CANCER JOURNAL FOR CLINICIANS  
 Field: ONCOLOGY

개별 article에 대한 세부 내용 확인 가능

2 American Cancer Society Lung Cancer Screening Guidelines

By: Barrera, Ermilo, Jr.; Wolf, Andrew M. D.; Walter, Louise; Fontham, Elizabeth T. H.; Flowers, Christopher C.; Michaelson, James S.; Shih, Ya-Chen Tina; Church, Timothy R.; Etzioni, Ruth; Ettinger, David S.; Braaten, Richard; Smith, Robert A.; Gazelle, G. Scott; Oeffinger, Kevin C.; LaMonte, Samuel J.; Colditz, Graham A.; Douglas K.  
 Source: CA-A CANCER JOURNAL FOR CLINICIANS  
 Field: ONCOLOGY

The screenshot shows the Web of Science interface with the following details:

- Article Title:** Advancing survivorship care through the National Cancer Survivorship Resource Center Developing American Cancer Society Guidelines for Primary Care Providers
- Authors:** By: Cowens-Alvarado, R (Cowens-Alvarado, Rebecca)<sup>1</sup>; Sharpe, K (Sharpe, Katherine)<sup>1</sup>; Pratt-Chapman, M (Pratt-Chapman, Mandi)<sup>2</sup>; Willis, A (Willis, Anne)<sup>3</sup>; Gansler, T (Gansler, Ted)<sup>1</sup>; Ganz, PA (Ganz, Patricia A)<sup>4,5</sup>; Edge, SB (Edge, Stephen B)<sup>6</sup>; McCabe, MS (McCabe, Mary S)<sup>7</sup>; Stein, K (Stein, Kevin)<sup>8</sup>
- Journal Info:** CA-A CANCER JOURNAL FOR CLINICIANS, Volume: 63 Issue: 3 Pages: 147-150, DOI: 10.3322/caac.21183, Published: MAY-JUN 2013
- Abstract:** The National Cancer Survivorship Resource Center (The Survivorship Center) began in 2010 as a collaboration between the American Cancer Society and the George Washington University Cancer Institute... overall health and quality of life of posttreatment cancer survivors... up care guidelines that emphasizes not only the physical and psychosocial long-term and late effects of cancer treatment but also the coordination of the work of experts in oncology, geriatrics, and palliative care.
- Keywords:** Author Keywords: survivorship; primary care; public health; guidelines; KeyWords Plus: STATISTICS
- Citation Network:** 9 Times Cited, 25 Cited References, View Related Records, View Citation Map, Create Citation Alert
- All Times Cited Counts:** 10 in All Databases, 9 in Web of Science Core Collection

전체 상세정보 및 인용 데이터를 위한 Web of Science 링크 기능 제공

Source Data

Rank

Cited Journal Data

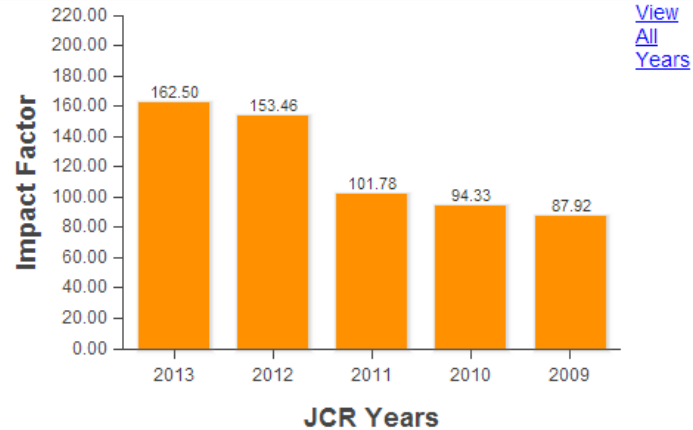
Citing Journal Data

Box Plot

Journal Relationships

**JCR Impact Factor**

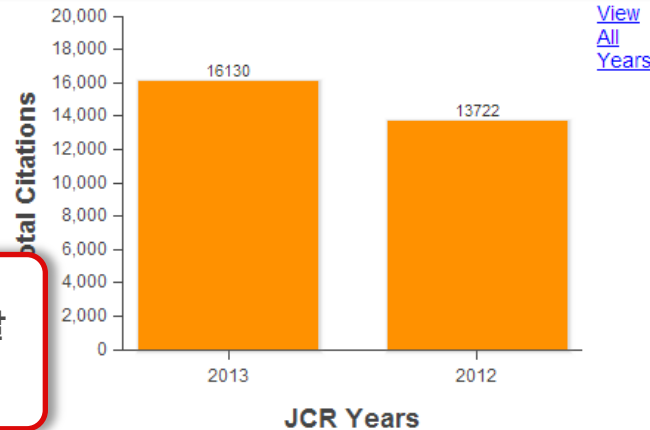
JCR Year	ONCOLOGY
2013	1/203-Q1
2012	1/197-Q1
2011	1/196-Q1
2010	1/185-Q1
2009	1/166-Q1



각 주제분야 내에서의 IF의 개별순위 및 Quartile ranking을 확인할 수 있습니다.

**ESI Total Citations**

JCR Year	CLINICAL MEDICINE
2013	118/1955-Q1
2012	null-null



Total citation 기준으로 주제분야 내에서의 본 저널의 개별순위 및 Quartile ranking를 알 수 있고, 각 연도 별 Total citation을 나타내줍니다.

### CA-A CANCER JOURNAL FOR CLINICIANS

ISSN: 0007-9235  
WILEY-BLACKWELL

**Titles**  
ISO: CA-Cancer J. Clin.  
JCR Abbrev: CA-CANCER J CLIN

**Rank**

**Cited Journal Data**

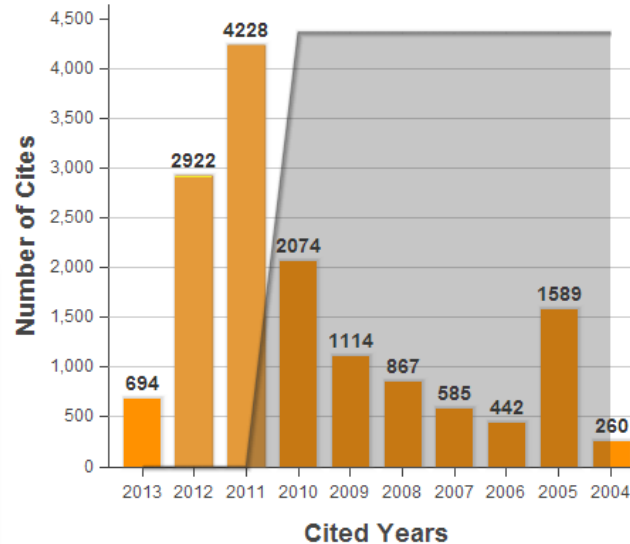
**Citing Journal Data**

**Box Plot**

**Journal Relationships**

Cited Year	2013	2012	2011	2010	2009	2008	2007	2006
#Cites from 2013	694	2,922	4,228	2,074	1,114	867	585	442
Cumulative %	4.30	22.42	48.63	61.49	68.39	73.77	77.40	80.10

**Cited Journal Graph**



**CITED JOURNAL GRAPH**

The Cited Journal Graph shows the distribution by cited year of citations to articles published in journals in the Journal in the JCR year.

The white/grey division indicates the cited half-life (if < 10.0). Half of the cited articles were published more recently than the cited half-life.

The two light-orange columns indicate citations used to calculate the Impact Factor (always the 2nd and 3rd columns).

**Cited Journal Data**

Impact	Citing Journal	All Yrs	2013	2012	2011	2010	2009
1	ALL Journals	16,130	694	2,922	4,228	2,074	
2	ALL OTHERS (683)	683	19	75	158	97	
3	PLOS ONE	930	46	168	309	119	
4	ASIAN PAC J CANCER P	432	18	50	151	33	
5	TUMOR BIOL	214	6	33	85	27	
6	ONCOL REP	192	4	12	76	22	
7	BMC CANCER	160	7	25	50	18	
8	BRIT J CANCER	157	4	39	49	21	
9	GYNECOL ONCOL	152	16	53	43	18	

검색한 저널에서 해당 JCR year에 발표된 논문을 인용한 다른 저널수와 분포를 보여줍니다.

예를 들어, 상단의 "CA-A CANCER.."에서 현재 JCR year(Ex. 2013년)에 발표된 논문의 경우, PLOS ONE이라는 저널에서 발표되는 논문들에 제일 많이 인용된것으로 나오며, 이를 통해 검색한 저널을 가장 많이 인용하고 있는 저널을 알 수 있고, 어떤 저널이 검색한 저널의 연구에 영향을 많이 받고있고, 관계를 가깝게 갖고 있는 지를 파악할 수 있습니다.



# CA-A CANCER JOURNAL FOR CLINICIANS

ISSN: 0007-9235  
WILEY-BLACKWELL

**Titles**  
ISO: CA-Cancer J. Clin.  
JCR Abbrev: CA-CANCER J CLIN

Rank

Cited Journal Data

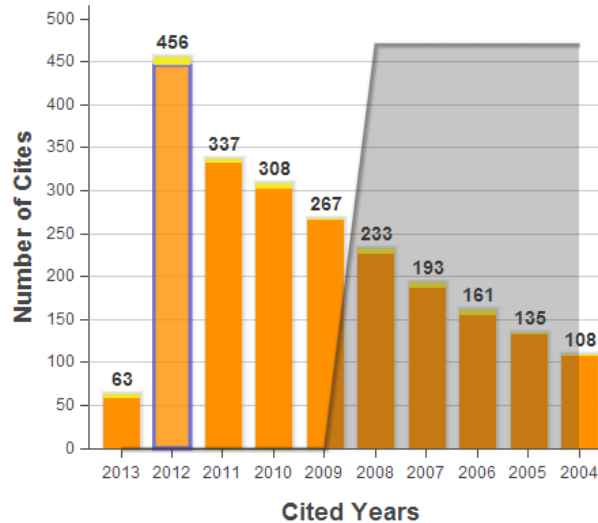
Citing Journal Data

Box Plot

Journal Relationships

Citing Year	2013	2012	2011	2010	2009	2008	2007	2006
#Cites from 2013	63	456	337	308	267	233	193	161
Cumulative %	2.08	17.12	28.23	38.39	47.20	54.88	61.25	66.12

## Citing Journal Graph



## CITING JOURNAL GRAPH

The Citing Journal Graph shows the distribution by citing year of citations to articles published in journals in the Journal in the JCR year.

The white/grey division indicates the citing half-life (if < 10.0). Half of the citing articles were published more recently than the citing half-life.

검색한 저널에서 발표된 논문들이 가장 많이 인용한 논문들이 분포하고 있는 저널을 보여줍니다.

예를 들어, 상단의 "CA-A CANCER.."에서 현재 JCR year(Ex. 2013년)에 발표된 논문의 경우, J CLIN ONCOL 저널의 논문들을 가장 많이 인용한 것으로 나타납니다. 이를 통해 검색한 저널이 가장 많이 연구정보를 제공받고 있는 저널이 어디인지를 파악할 수 있고, 이 저널의 연구가 어떤 저널의 연구내용에 영향을 많이 받고, 관계를 가깝게 갖고 있는지 파악할 수 있습니다.

## Citing Journal Data

Impact	Cited Journal	All Yrs	2013	2012	2011	2010	2009
1	ALL JOURNALS	3,032	63	456	337	308	
2	ALL OTHERS (477)	477	8	67	70	49	
3	J CLIN ONCOL	212	7	31	19	27	
4	CANCER-AM CANCER ...	102	4	14	7	6	
5	NEW ENGL J MED	73	0	14	9	4	
6	JNCI-J NATL CANCER I	71	0	5	9	4	
7	CA-CANCER J CLIN	61	4	10	4	6	
8	JAMA-J AM MED ASSOC	55	1	4	7	3	
9	ANN ONCOL	42	3	13	6	1	
10	INT J CANCER	42	0	2	4	2	



Source Data

Rank

Cited Journal Data

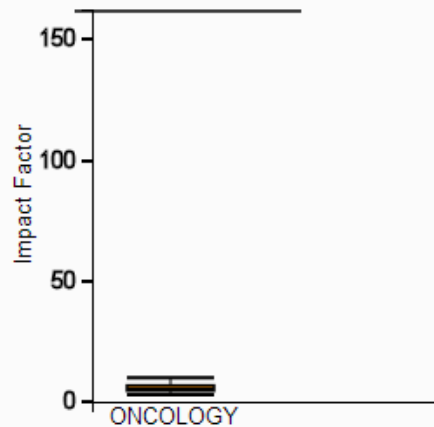
Citing Journal Data

Box Plot

Journal Relationships

**Category Box Plot**

CA-A CANCER JOURNAL FOR CLINICIANS, IF: 162.5



**Category Box Plot**

The category box plot depicts the distribution of Impact Factors for all journals in the category. The horizontal line that forms the top of the box is the 75th percentile ( $Q_1$ ). The horizontal line that forms the bottom is the 25th percentile ( $Q_3$ ). The horizontal line that intersects the box is the median Impact Factor for the category. Horizontal lines above and below the box, called *whiskers*, represent maximum and minimum values. The top whisker is the smaller of the following two values:  
 the maximum Impact Factor (IF)  
 $Q_1 \text{ IF} + 3.5(Q_1 \text{ IF} - Q_3 \text{ IF})$   
 The bottom whisker is the larger of the following two values:  
 the minimum Impact Factor (IF)  
 $Q_1 \text{ IF} - 3.5(Q_1 \text{ IF} - Q_3 \text{ IF})$   
 Box Plots are provided for the current JCR year for each of the categories in which the journal is indexed.

해당 저널이 포함된 각 주제 분야별 Box plots 확인 가능

검색한 저널이 포함된 주제분야 내에서의 본 저널의 위치를 파악할 수 있습니다.

해당 주제분야 내의 저널들의 IF분포와 검색한 저널의 IF를 비교하여 연구분야 내에서의 해당저널의 위치를 파악할 수 있습니다.

Source Data

Rank

Cited Journal Data

Citing Journal Data

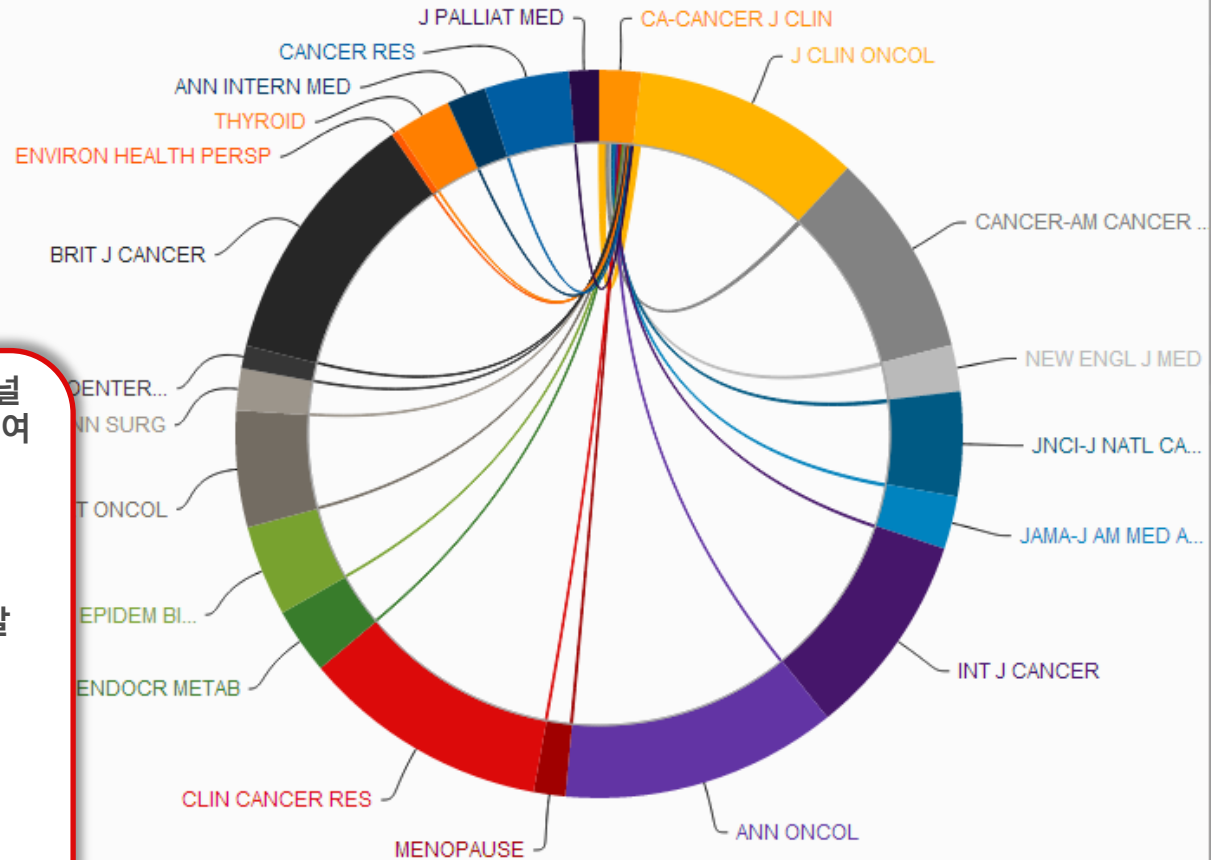
Box Plot

Journal Relationships

Journal Relationships



Data: Citing Data



관심 저널과 인용 또는 피인용 저널 간의 관계를 즉각적으로 시각화하여 제공합니다.

Citing Data를 통해서는 이 저널 발표논문들이 가장 많이 인용하고 있는 저널들의 분포를 알 수 있어, 이 저널의 연구Source인 참고문헌의 저널분포를 파악할 수 있으며,

Cited Data를 통해서는 이 저널 발표논문들을 가장 많이 인용하고 있는 저널들의 분포를 알 수 있어, 이 저널의 발표논문이 영향을 미친 다른 저널들의 분포를 파악할 수 있습니다.

Go to Journal Profile
**Journals By Rank** Categories By Rank

Journal Titles Ranked by Impact Factor
Hide Visualization —

**Compare Journals**

**View Title Changes** !

Select Journals

Select Categories

Select JCR Year  
2013

Select Edition  
 SCIE  SSCI

Category Schema  
Web of Science

JIF Quartile

Select Publisher

Select Country/Territory

Impact Factor Range  
to

Clear Submit

**Compare Journal 기능을 활용하여  
2개 또는 그 이상의 저널 간 직접  
비교 가능**

1 - 25 of 11619

Compare Selected Journals
Add Journals to New or Existing List
Customize Indicators

	Full Journal Title	Total Cites	Journal Impact Factor	Eigenfactor Score
<input type="checkbox"/>	1 CA-A CANCER JOURNAL FOR CLINICIANS	16,130	162.500	0.06030
<input type="checkbox"/>	2 NEW ENGLAND JOURNAL OF MEDICINE	257,469	54.420	0.65797
<input type="checkbox"/>	3 CHEMICAL REVIEWS	124,463	45.661	0.21741
<input type="checkbox"/>	4 REVIEWS OF MODERN PHYSICS	37,647	42.860	0.12864
<input type="checkbox"/>	5 NATURE	590,324	42.351	1.60305
<input type="checkbox"/>	6 Annual Review of Immunology	16,653	41.392	0.04785

# Compare Journals

**1. Select Comparison**  
 Quartile  Trends

**2. Select Journals**

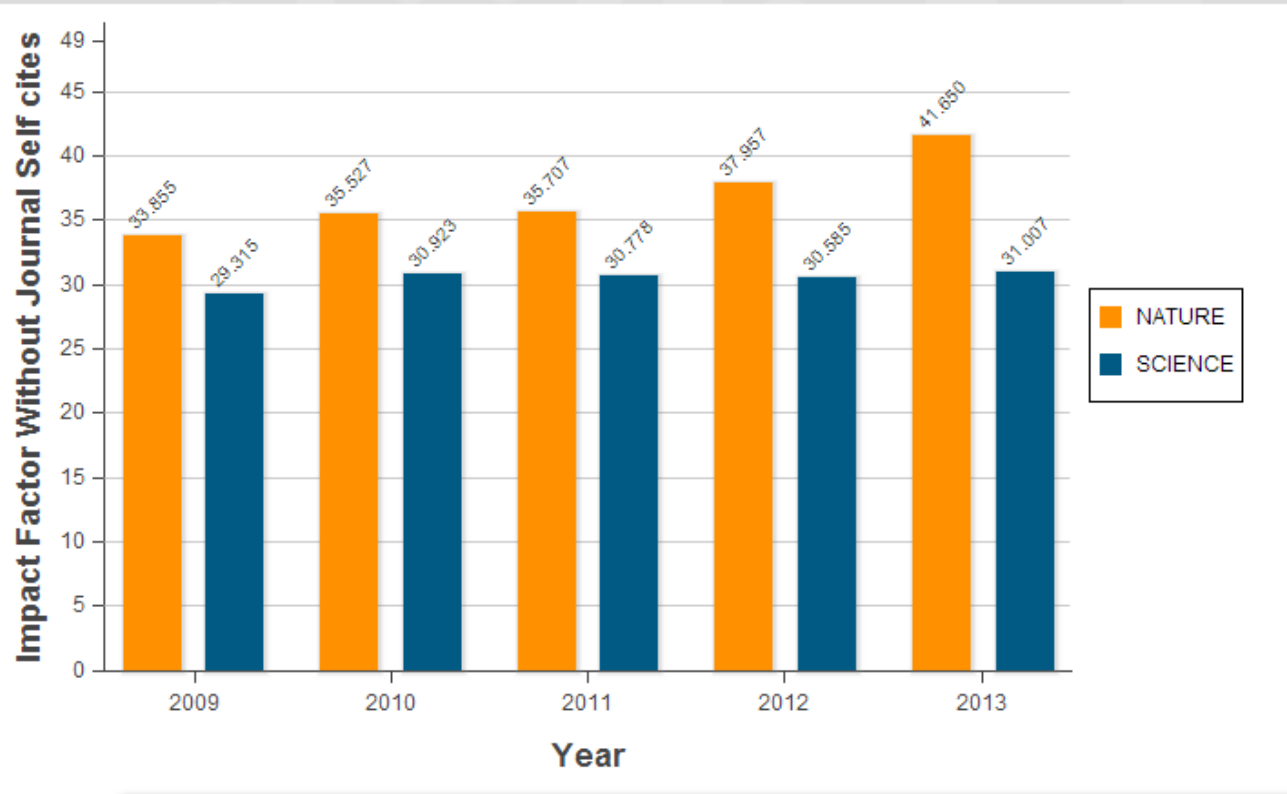
**3. Select JCR Years**

- 2013
- 2012
- 2011
- 2010
- 2009
- 2008
- 2007
- 2006

**4. Select Metric**  
 Impact Factor Without J

**5. Select Category**

Clear Submit Save



관심있는 저널들을 복수로 선택하여 저널의 우수역량을 비교분석해볼 수 있습니다.

Journal	2009	2010	2011
NATURE	33.855	35.527	35
SCIENCE	29.315	30.923	30

# 감사합니다!

이용 문의처:

Thomson Reuters 한국지사 고객지원센터

[ts.support.korea@thomsonreuters.com](mailto:ts.support.korea@thomsonreuters.com)

무료통화번호 080-010-8100



THOMSON REUTERS